

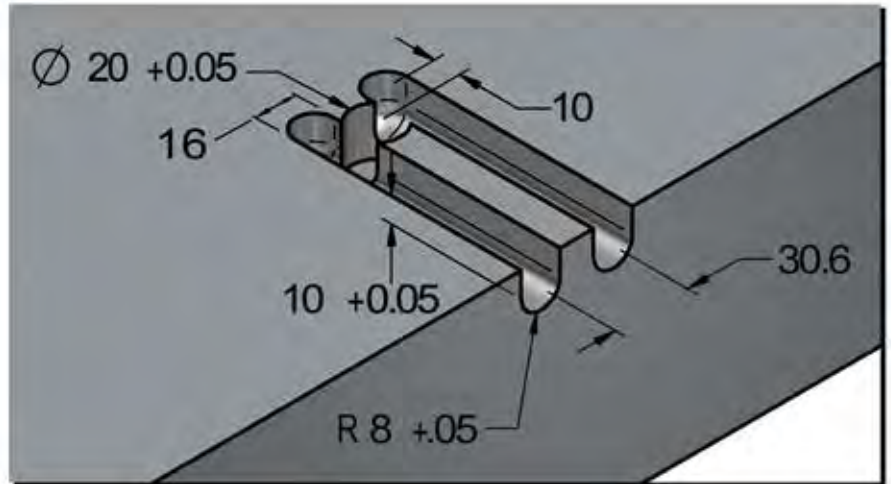


**Your Innovative Edge**

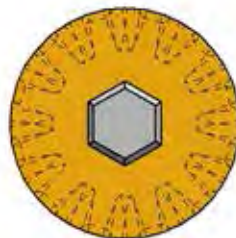
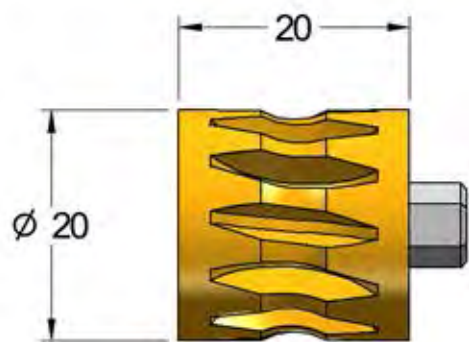


# **WORM GEAR ASSEMBLY**

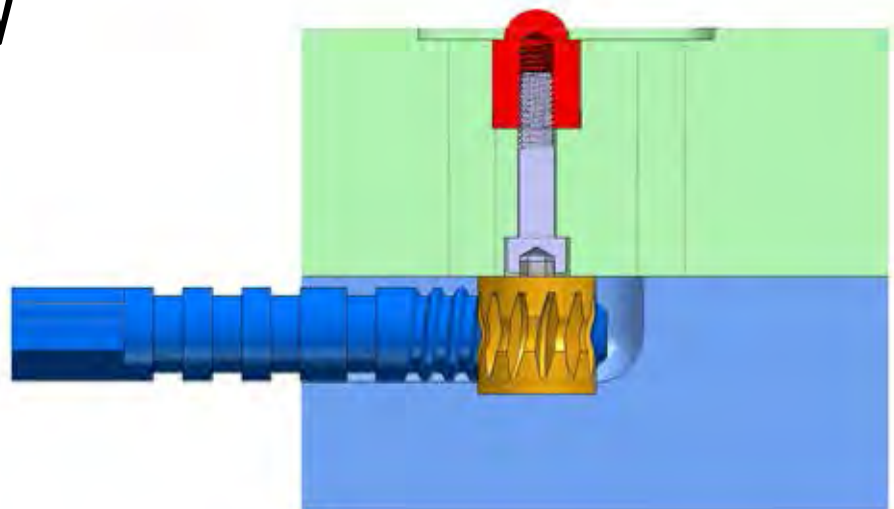
*In-mold insert removal and assembly tool.*



**Machining for Installation**



**Worm Gear with Hex Key**

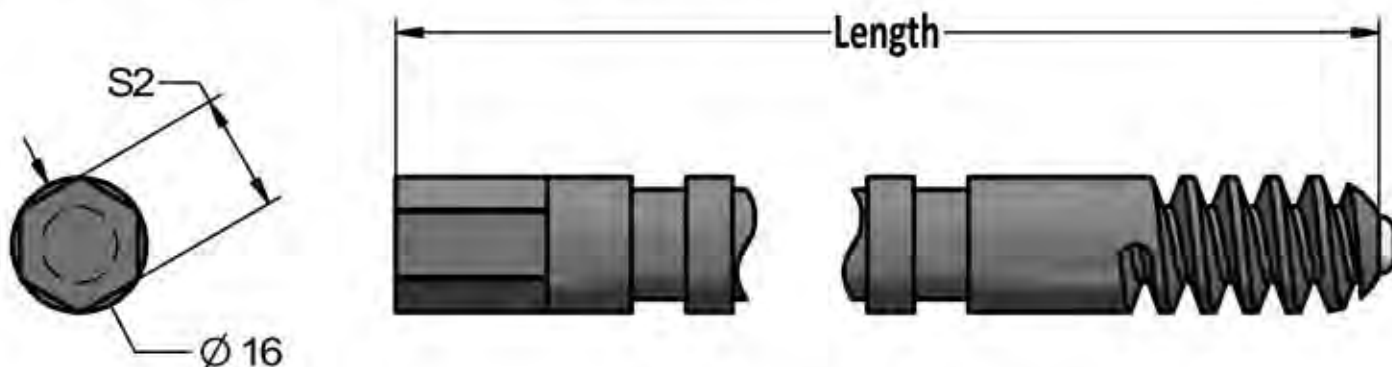


**Installed Assembly**

# WORM GEAR TIGHTENING UNIT

The *Worm Gear Tightening Unit* is designed to enable easy removal and reinstallation of mold inserts. The *Worm Gear Unit* is driven at 90° to its rotating axis allowing mold insert removal and replacement without disassembly of the mold, even while the mold is still in the molding press.

An unmachined worm gear can be ordered and finished as you prefer. A torque wrench should always be used with the worm tightening tool in order to avoid exceeding the maximum torque allowed.



**Worm Tightening Tool**

## Unmachined Worm Gear



WORM GEAR + HEX KEY			
Cat. No.	Cap Screw	Torque (Nm) Newton Metres	
WORM-00	Unmachined		
WORM-M6	M6	0.7	
WORM-M8	M8	1.5	
WORM-M10	M10	3	
WORM-1/4	1/4 BSW	0.7	
WORM-5/16	5/16 BSW	1.5	
WORM-3/8	3/8 BSW	3	
WORM TIGHTENING TOOL			
Cat. No.	Cap Screw	S2	Length
TOOL-14	14mm	14mm	300
TOOL-9/16	9/16	9/16"	300



## Canada

1875 Blackacre Drive

Windsor, Ontario N0R 1L0

Tel. (519) 737 6743 (800) 265 4885

## USA

17197 Newhope Street, Unit I

Fountain Valley, California 92708-4228

Tel. (714) 751 1615 (800) 421 3993

1026 National Parkway

Schaumburg, Illinois 60173-4519

Tel. (847) 885 6007 (888) 766 8006

## Asia

Hong Kong

Worm gear manufactured by

**ALMO**

[www.almo.uk.com](http://www.almo.uk.com)



**Your Innovative Edge**

[sales@dmscomponents.com](mailto:sales@dmscomponents.com)

<http://www.dmscomponents.com>

Tel. (519) 737-6743 (800) 265-4885